

LAND SPOT 85

IP67 **LANDSCAPE**

The built in power supply makes the installation easier,
Various top hats, honey louvers are available,
Various mounting methods contain varying
from spike to surface brackets.



RGBW



Easy
Installation



Dimmable



RDM



Adjustable



Extreme
Environments



IP67



AC-IN

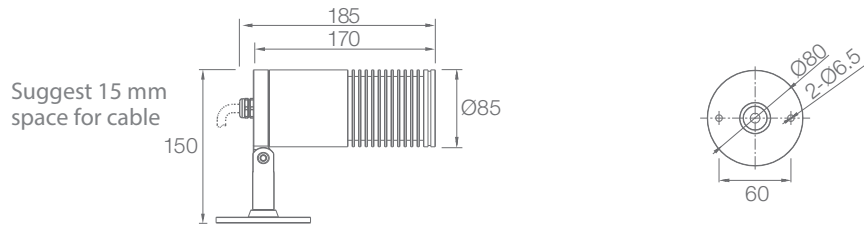


SPECIFICATION

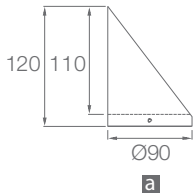
MODEL	▶ LAND SPOT 85
OPERATING VOLTAGE	▶ 24V DC, AC 100–240V
POWER CONSUMPTION	▶ 20W MAX
LED TYPE	▶ COB, High Power LED
COLOR RANGE	▶ 2700K,3000K,4000K,5000K,RGB,RGBW
CRI	▶ 90min, 80min
SYSTEM EFFICIENCY	▶ 85lm/W@3000K
FWHM	▶ 6°, 10°, 25°, 40°
MATERIAL	▶ Aluminum + Tempered Glass
OPERATING TEMPERATURE	▶ -20°C ~ +55°C
STORAGE TEMPERATURE	▶ -25°C ~ +60°C
LIFE TIME	▶ 50,000 hours/L70 at 25°C
DIMENSIONS	▶ Φ85*185(H)mm
CABLE LENGTH	▶ 1000mm
WATER PROOF	▶ IP67
CONTROL	▶ ON/OFF, DMX/RDM, 0–10V Dim
LIST	▶ CE

ORDER CODE	MODEL	POWER	CCT	CRI	OPTICS	VOLTAGE	CONTROL	ACC
EXAMPLE	LAND SPOT 85	- 20	- 3000K	- 90	- 10	- 24	- DMX	- THa

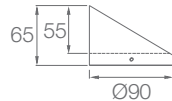
DIMENSIONS



Top Hat (TH)



a

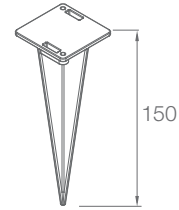


b

Honey Comb (HC)



Mounting Spike (MTS)



OPTIC SELECTION



10°

LED	Lumens	Watts	Efficacy
WHITE	1491.00	20.00	74.55

CenterBeamLux	Illuminance at Distance
996.15 lx	2.0m
247.66 lx	4.0m
109.72 lx	6.0m
62.01 lx	8.0m
40.75 lx	10.0m
28.43 lx	12.0m

■ Ver. Spread: 12.0° ■ Horiz. Spread: 11.0°



25°

LED	Lumens	Watts	Efficacy
WHITE	1653.00	20.00	82.65

CenterBeamLux	Illuminance at Distance
934.07 lx	2.0m
233.09 lx	4.0m
103.31 lx	6.0m
58.11 lx	8.0m
36.81 lx	10.0m
25.81 lx	12.0m

■ Ver. Spread: 23.0° ■ Horiz. Spread: 22.0°



40°

LED	Lumens	Watts	Efficacy
WHITE	1706.40	20.00	85.32

CenterBeamLux	Illuminance at Distance
857.86 lx	2.0m
214.15 lx	4.0m
94.75 lx	6.0m
53.75 lx	8.0m
34.55 lx	10.0m
23.65 lx	12.0m

■ Ver. Spread: 41.0° ■ Horiz. Spread: 39.0°

3000K