

LAND SPOT 65

IP67 **LANDSCAPE**

Compatible with COB or MR16 light source,
The built in power supply makes the installation easier,
Various beam angles offer from long range spot to flood,
Flexible mounting methods,customizations are available.



SPECIFICATION

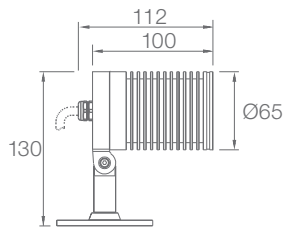
MODEL	▶ LAND SPOT 65
OPERATING VOLTAGE	▶ 24V DC, AC100–220V
POWER CONSUMPTION	▶ 12W MAX
LED TYPE	▶ COB, 4in1High Power LED
COLOR RANGE	▶ 2700K,3000K,4000K,5000K,Tunable White,RGB,RGBW
CRI	▶ 90min
SYSTEM EFFICIENCY	▶ 76lm/W@3000K
FWHM	▶ 3°, 10°, 15°, 24°, 38°, 55°
MATERIAL	▶ Aluminum + Tempered Glass
OPERATING TEMPERATURE	▶ -20°C ~ +55°C
STORAGE TEMPERATURE	▶ -25°C ~ +60°C
LIFE TIME	▶ 50,000 hours/L70 at 25°C
DIMENSIONS	▶ Ø65*112(L)*130(H)mm(DC Version) ▶ Ø65*166(L)*130(H)mm(AC Version)
CABLE LENGTH	▶ 1000mm
WATER PROOF	▶ IP67
CONTROL	▶ ON/OFF, DMX/RDM, Triac Dim, 0–10V Dim
LIST	▶ CE

ORDER CODE	MODEL	POWER	CCT	CRI	OPTICS	VOLTAGE	CONTROL	ACC
EXAMPLE	LAND SPOT 65	- 12	- 3000K	- 90	- 10	- 24	- DMX	- THa

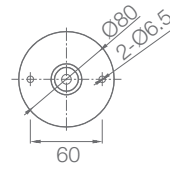
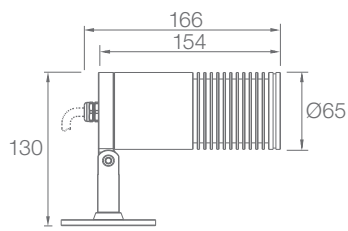
DIMENSIONS

Unit: mm

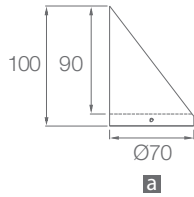
DC Version



AC Version



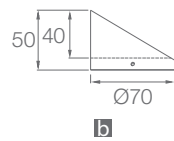
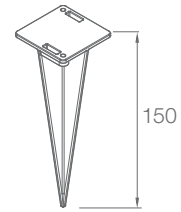
Top Hat (TH)



Honey Comb (HC)



Mounting Spike (MTS)



* Suggest 15 mm space for cable

OPTIC SELECTION



3°

LED	Lumens	Watts	Efficacy
WHITE	777.10	12.00	64.76

CenterBeamLux	Illuminance at Distance
168370.80 lx	0.8m
42092.71 lx	1.7m
18707.87 lx	2.5m
10523.18 lx	3.3m
6734.83 lx	4.2m
4676.97 lx	5.0m

■ Ver. Spread: 3.0° ■ Horiz. Spread: 3.1°



10°

LED	Lumens	Watts	Efficacy
WHITE	852.00	12.00	71.00

CenterBeamLux	Illuminance at Distance
28869.29 lx	0.8m
7218.36 lx	1.7m
3208.14 lx	2.5m
1804.57 lx	3.3m
1154.92 lx	4.2m
802.02 lx	5.0m

■ Ver. Spread: 9.9° ■ Horiz. Spread: 8.7°



38°

LED	Lumens	Watts	Efficacy
WHITE	782.80	10.30	76.00

CenterBeamLux	Illuminance at Distance
2208.78 lx	0.8m
552.19 lx	1.7m
245.42 lx	2.5m
138.05 lx	3.3m
88.35 lx	4.2m
61.36 lx	5.0m

■ Ver. Spread: 39.4° ■ Horiz. Spread: 38.9°

3000K